

4

3

2

1

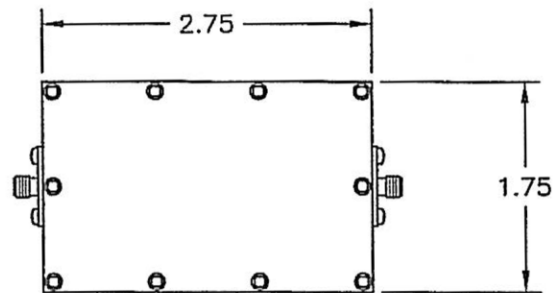
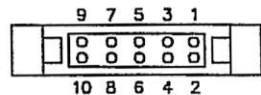
TTL CONNECTOR

SPA-53031 SPA-53063

PIN	CONNECTION	CONNECTION
1	1dB	1dB
2	2dB	2dB
3	4dB	4dB
4	8dB	8dB
5	16dB	16dB
6	---	32dB
7	---	---
8	---	---
9	+5 VDC	+5 VDC
10	GROUND	GROUND

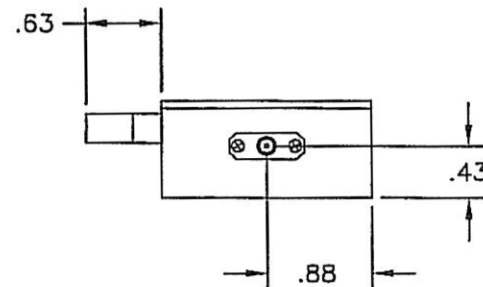
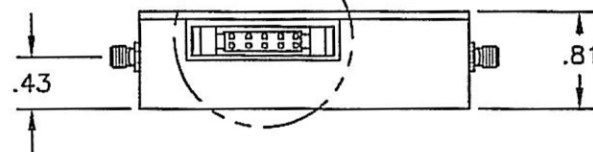
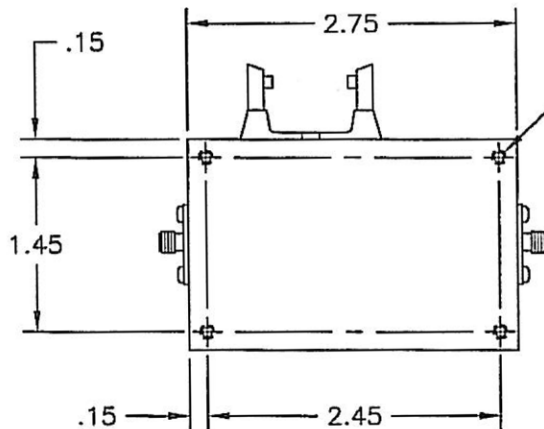
REVISIONS

ZONE	REV	DESCRIPTION	DATE	APPD	E

3M 3793-5303 10 PIN
TTL CONNECTOR

DETAIL A

DETAIL A

#4-40 UNC-2B X .30 DEEP
4 PLACESDIMENSIONS ARE IN INCHES UNLESS
OTHERWISE SPECIFIED.
TOLERANCES ARE:

DEC.XX ± .02

FRAC ±

.XXX ± .010

ANG ±

REMOVE BURRS. BREAK SHARP EDGES.

THIS PRINT INCLUDING THE PRINCIPLE
OF DESIGN IS THE PROPERTY OF AND
SUBMITTED BY TRILITHIC CORP. WITH
THE UNDERSTANDING THAT IT IS NOT
TO BE USED FOR ANY PURPOSE
WITHOUT WRITTEN CONSENT.

TRILITHIC
Indianapolis, Indiana, U.S.A.
SPA-53031-1S-5V-TTL
SPA-53063-1S-5V-TTL

MATERIAL

SIGNATURES

DATE

FINISH

DR

CHK

APPD

APPD

PROG. ATTN.

OUTLIN

SIZE CAGE DWG NO.

B 23042

0040832000

DO NOT SCALE DRAWING SCALE 1=1 SHEET 1 OF

4

3

2

1